

# Pranking Clowns in Minecraft™

and getting away with it



An Anonymous guide to effective political violence

By Anonymous

## *Preface*

Welcome to the world we live in, where mass surveillance supported by Artificial Intelligence, crimes of minorities such as africans, south americans and other such similar groups, corporations and ultimately government agencies such as the CIA, FBI, DHS, NSA, and BATFE. Our government as well as our mainstream political figures support not only just mass immigration to replace the founding stock who founded these great Western nations, but to also make it illegal to speak out against the corporations promoting and funding it.

Government supported replacement for cheaper labor and dumber people, genociding the ones who built them in turn. Homosexuality is promoted as normal, healthy and good to everyone, including children, with ever increasing levels of degeneracy being pushed upon us, our communities and our children. It started with race-mixing and swearing, later moved to homosexuality and transvestites, and currently moves towards pedophilia and bestiality, all of which is pushed by the same people who push for mass non-white immigration into white lands, or as the UN puts in in their agenda 2030, replacement migration.

Right now we are in the throes of the conversion of America from a white majority, homogeneous, high trust, low-crime society where firearms, freedom of association and speech were free to be had, to a white minority, low trust, high crime society country with communist-style report on your neighbor 'red flag laws', government mass surveillance and censorship supplemented and supported by social media corporations. Most of the people are wholly beholden to these people due to their ignorance and complacency. If you want George Orwell's *1984* or Aldous Huxley's *Brave New World* to be a reality, it's already long past that point both in most of Europe and America, with the only difference being who's persecuting you for wrongthink or wrongspeech and what remains of rights you may or may not have.

This change is occurring because of a powerful group of multinational jewish zionists who have been doing it for centuries want it to occur. These people invaded the institutions of banking, government, social media, academia, and entertainment, all at different time time-spans and rates, but to the same result and promotion of the same ideas. They are rich, religious zealots, hypocrites, liars, thieves, swindlers and deceivers who have stolen this land from you and your ilk in order to destroy you and all of your kind. They want to rape your daughters and mothers, torture your sons and kill all of you, and they think it's funny. You can see it in news broadcasts, social media, online articles by mainstream press,

democratic political candidates, previous presidents and even current ones. They may not be all from the same tribe, but they all hate you and all that you might stand for. They want to create a world where no one rules but them, they want to destroy the oceans, forests, and plains through their use of human bio-weapons known as migrants from the third world. They want to do all this because they are evil, despite their calls for tolerance and love and peace. All they want is your death and to destroy all that which you have built and love and for you to not act against them.

I write this guide so that I might inspire and guide others to do that which is necessary to preserve the earth, it's creatures, the technological advancements we have brought to it and the people who have created them against the scourge which seeks our destruction. I hope to invoke the necessary action which must take place against them, as they are already moving against us in every moment and institution within which they inhabit. I write this out of love of my people and a hate for all those who would seek their harm or destruction. We must stop them, and *YOU* can help us do that.

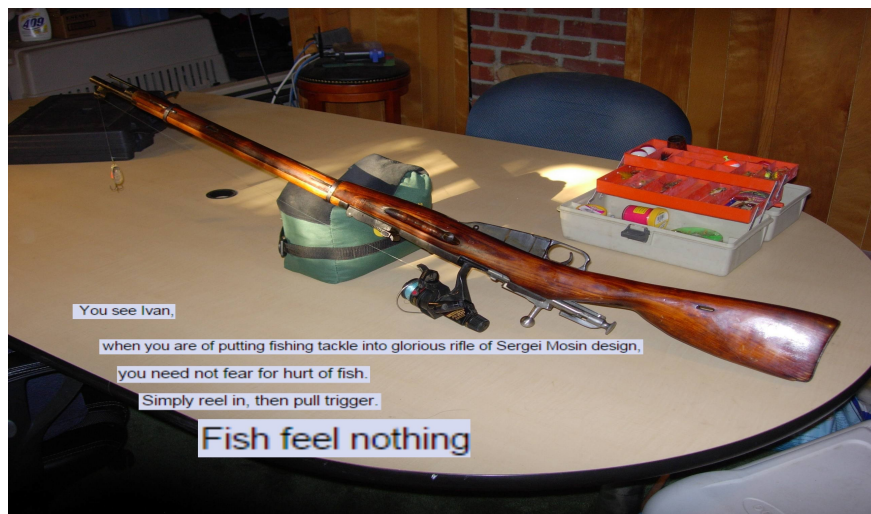
With all of that said, on with the guide.

# *The Pieces of a Successful Prank*

## *Start Small*

Whatever you do, don't think that you can go after the biggest fish in the ocean once you get your first fishing rod. Big targets have lots of security and surveillance, likely armed guards, a security perimeter patrolled by said armed guards, and more guns than you. They also have isolated properties and a specific schedule, but do your research into any target, don't skimp and don't forget to use a VPN, or a computer not associated with you when using the internet.

Where you should start is with random small time enemies and criminals in or adjacent to high crime neighborhoods because the police response will be small if at all and the investigation will be minimal. When I say start small, I don't mean dump a dozen mags of ammo into a crowd of politicians at a baseball game, no matter how much they deserve it. Small means within your ability to end them in that moment with no witnesses of either their drop, or your shot. Do not ever prank a crowd area unless you have the means to end everyone there in an instant, destroy any possible recordings of the events beforehand that might have you in it or any witness who might see you. Witnesses will get you killed and caught. The reason I say start small is because it will allow you to have more piece of mind when you're not immediately shot at or arrested, it will build your confidence, and build your will.



## *Don't Stick Around*

*Don't stick around to gawk and see what happens after.* The longer you stick around the longer you have to be put in the area by a witness and the larger of a chance you have to be caught by incoming police forces. The ideal attack is a

single moment of contact from a nondescript location with a common round quietly from a long distance, leaving no trace other than the hole, the body and the bullet. You want to be doing the attack for the shortest amount of time possible, leaving immediately after they have dropped and stopped. Do not watch from a distance, do not stay and try and blend in with the crowd, do not leave a note, do not leave a signature style or round or weapon. You want to be an angry every-man with grampas stolen firearm which will never be found because you still have it. You are not cool for watching, just stupid. The only thing left behind should be the hole and the bullet in it, if there is indeed, a bullet.

## *Leave Nothing Behind*

*The more you leave behind the more evidence there is that it was you.* This should go without saying, but the Boy Scout motto follows both in war and in nature. The less you leave at the sight of the prank, the less likely you will be caught. Do not put things into them other than bullets and things you can take out. Try and not touch them if you can help it as more contact means more fibers and hairs and fingerprints of yours will end up on them and vice versa. Knives work but aren't ideal and take a long time, same goes with chokes and gas. Fire brings lots of eyes and that means you left behind your presence. Use a gun for best effect and don't get something uncommon. Keep it to extremely common cartridges and not anything boutique because it will lead back to you. Do not drag dropped bodies, it means they can know your shoe print, size and type of shoe, as well as collect any fibers on you or on them from you. Do not pick up targets unless you have a vehicle and a location to take them too, as well as the extra manpower to tie them up and all that. If you do pick them up, then it also means you have to get rid of them and that there will be a search for them so you will not have very long to do so, or you will have to keep them a very long time in order to get rid of them a finger at a time, or them as goop down the drain. If you want to get rid of something quickly and fairly close, dig a 6-7 foot hole, put parts down, then put 2 feet of dirt on top of that, put a dead pet down on top after packing the dirt with your feet then covering the hole. This goes without saying, but don't get caught doing this and don't be seen if you can help it.



## *Blend In*

*The more you stick out the more you will be watched and remembered.* Don't wear flashy, bright, outlandish or tactical gear. You want to look like everybody else, a nobody. Wherever your intended target is, you should plan to dress like you should be there and act like it too. This applies whether you're pretending to be a bush, a prancing homosexual, business man, woodsman, hiker, yuppie, wigger or anything else. Don't dress for the royal ball while walking through a park, don't dress like a day laborer at a party. The best all around clothing would be dull in color and fairly normal looking. A button up shirt in white, brown, blue, black or plaid along with a pair of jeans should work in most every environment, but dress at your own discretion. Wear a commonly worn hat in the area, typically a ball cap. Don't have any names, logos, out of place colors or patterns or anything that could be used to identify you.

You are attempting to become a greyman, who is just another NPC to other NPC's. Don't go shouting about how much you hate any specific group, or berating democrats, or anything that would bring attention towards you unless you know you have the leeway and isolation to do such a thing.

Use common cartridges that are used in crime, being .22 long rifle, .38 special, 9mm Parabellum, .40 Smith & Wesson, .45ACP, 5.56NATO/.223Remington, 7.62NATO/.308 Winchester, 7.62x39 and 12ga. All of these have ideal circumstances, ranges and purposes with ideal platforms within which to use them, but all will be suitable for making sure a target goes to hell if used properly. Don't use any boutique cartridges like 6.5 Creedmore, 6.5 Grendel, 224 Valkerie or 6.8SPC because the list of people who purchase them is short and will lead them right to your door, despite their ballistic superiority to more common cartridges.

A note is that all of these should ideally be used with a suppressor, especially if you plan on sending more than one lead donation to the affected party at any point. **Subsonic is much quieter due to the lack of a sonic boom, but will limit your effective range to approximately 200 Yards (182 Meters) and in.**

The most important part of any prank is the ingress, meaning the way in, and afterwards, the egress, the way out. Don't drive like you just shot a small group of gangbangers and you think a cop is on your tail. Drive like a normal human being, both in and out. Don't break the speedlimit, drive at the speed of traffic and obey every traffic law. Don't run red lights, don't make erratic turns or lane changes, don't cut people off, don't stare at cops or people. Leave like a civilized human being.

Know that when you come in before said prank, you've done nothing wrong and can therefore wait and see what's around and what is happening. Make sure

you don't stick around beforehand too long, because it means more people have seen you, remembered you and placed you there, including your method of transportation, if any. If you see something you don't like, leave and it will serve you better than if you took a bad guess and get caught or killed. Walk, don't run.

## *Be Prepared*

*If you don't know what you're using, how it works and how to use it, you're not doing anything at all.* You need to know everything you plan on using like the back of your hand. You have to know its effects, side effects, ability, range, behavior, reliability, and what it's good for.

Know the manual of arms extremely well. Practice with it, shoot, reload, clear any jams, shoot in a multitude of positions and know what it does, where anything it drops goes, if you can catch it before it falls, or if you want to just leave it because you didn't touch it with your fingers directly. By manual of arms, I mean dropping a mag, and putting one back in, chambering a round and getting back on target. Time yourself on this with either empty mags, or dummy rounds. You DO NOT want to practice with live rounds inside your house because of the chance of an incident getting you caught, injured, or even killed with a negligent discharge not to mention the massive amounts of hearing loss while having done nothing productive or worthwhile. Spend enough time with your means of attack that you can operate any necessary mechanism without thinking about it or looking at it. It should be second nature and muscle memory upside down and in the dark, clearing any jams, moving to cover and anything like that, should the situation become that hot.

You should be able at the very least to obtain a 4MOA(4in at 100 Yards/10cm at 100meters) group with a long gun reliably and rapidly for any range and position you may use, the longer range, the faster time, the better, but accuracy matters MUCH more than speed. A slow hit is better than a fast miss. Learn how to point shoot, learn your natural point of aim, how breathing affects your point of aim, proper sight picture and sight alignment as well as how to shoot stably and hold your firearm under recoil. Learn how to use methods of stabilization such as a sling, bipod and rear bag, a backpack, objects in the environment as well as how to shoot prone, sitting, and standing. If you cannot achieve slow accurate, precise fire on paper in an unstressful untimed environment, you are not ready for rapid accurate, precise fire on multiple live moving targets. Train with it, but not beyond your abilities.



Be physically fit. I mean to say that you should be able to run a mile without passing out, do 20 pushups and 10 pullups. Be able to hop fences and hold positions for long periods. Be able to both sprint, climb and jump. If you cannot move to get yourself out of danger or cannot carry what you need to for long distances then you are not going to do well and should work on that aspect first.

Research everything you can about any intended target and location. Learn their names, cars, neighbors, their kids, all their faces and names. Learn when they leave and come back, when they take lunch, where they sleep. The more information you can obtain, the better. A good resource is whitepages, but there are a dozen other services that do the same thing like social media. Be aware that Browsing social media should be done anonymously as possible and not with an account associated with your name or IP address. Use at the very least a VPN. As long as you know their name, roughly where they live then you can learn everything else. Same goes with if you have the address, but not their face.

Learn everything you can. Google maps with satellite imagery might not always be up to date, but it will give you much more information then if you went in without even looking.

In order to obtain additional information you can even stick around for a few hours in a nondescript vehicle like a work van, sedan common to the neighborhood, truck or anything else like that, but know that doing that could get the cops called on you depending on the neighborhood. A common method that you could use to both go in and out without arousing suspicion, is to ride a bicycle, or run in athletic cloths around the area like you're on a jog to see exactly what you're up against, you can pop into the woods or wherever if you've happened to bring a double torso length camouflage net or something you can drape over yourself to break up your outline and blend in. Make sure to not look like a person



sitting behind a tree in the bushes. You can also purchase a passive surveillance camera activated by movement and powered by a battery in a flowerbox that you drop off in front of their house somewhere it won't be disturbed.

To ensure you can get away after your attack you must make certain to know the location of police. You have to know their station location, response times, patrols in the area and abilities of every individual officer if you can. A typical policeman will have on them a radio with encryption abilities, a loud speaker, multiple dash cameras, bright lights, a fast and powerful patrol car with armor in the doors and possibly the windows for threats up to and including 50BMG, although not all police cruisers will have such armor and are typically relegated to highly dense areas of nonwhites and therefore high crime. Police are also equipped with a variety of arms, with everything from extendable batons, to rifles (think AR15's in 5.56) and shotguns(Remington 870s and Mossberg 590s). They are always armed on their person with a pistol of some sort, most often a Glock 17 in 9mm within a 3 point retention holster on their dominant side. Police often wear body armor of varying degrees, most often IIIA soft body armor, which will stop all pistol threats, when more heavily equipped they will have on them surplus military gear with ceramic multiple hit rated level IV body armor plates which are rated for multiple hits from rifle rounds up to armor piercing 30-06 blacktip M2AP. If you see one patrol car it is more often than not a single officer, but when there is one, there will always be more, so be wary of just one. If the threat is escalated they will respond with a heavily armed and well trained group of men known as a SWAT team. They often take a longer time to deploy, but if there is sustained gunfire or a large reported threat, they will be called in and deployed. There are tactics that can be used for distraction against the police to increase length of time police respond in a particular area such as false calls which will dedicate their attention to a particular area and can even used as an ambush if you know their route in. They will be carried in an armored vehicle and commonly a US military surplus APC. Do not take police presence lightly, it can mean the difference between getting away scott free in as long as it takes you to leave and being caught in a prolonged firefight and possibly caught or killed.

In most circumstances the information you act upon is extremely important and could get you killed if you were careless in it's collection. Things that could kill you or get you caught are not checking you have a round chambered before exposing yourself if at all. Being mistaken about the coming and going times of residents in the area, wearing the wrong cloths for the area that make you stick out. Not knowing when the police or neighborhood patrol comes around, not knowing the sight lines you might use or fall victim to. This all being said, information is the most important thing especially in high profile high value cases as it can

greatly benefit you and the lack of it can ruin your whole attempt and get you caught or killed. *The most vulnerable time for anyone is transitional spaces. Cars, front doors, side doors, garages, backdoors and such.*

Don't trust anyone trying to give you specific information that you do not know and it's best if you don't tell anyone what you're doing or when you're doing it, no matter how good of friends they are to you. Unless you've made a pact to be partners in attacks and hunters with proof from either side, it's not worth the risk.

## *Be Quiet*

*The most important part of not getting caught is not telling anyone about it.* If you ever tell someone what you did, make it deniable as a joke, or a lie, or some form of bullshit like 'I heard from a good buddy of mine'. Don't tell anyone what time you did it, where you did it, who you did it to or save any articles about it. Don't brag to your friends if you tore apart some evil monster with your own two hands, just be glad they're no longer in the world and you did it. As it stands you are in enemy territory. You will be called a monster by an unsympathetic, unthinking population most of which hate your guts despite your actions to save them from future horrors. Don't brag about it online, don't post information about it to social media, don't take pictures that will be posted under your name or IP address or phone. You will be remembered by your actions, and if the time does come, by your name. If the day comes where you are compromised and your capture or death is imminent, either leave the country or strike out one final grand time and either die in battle and go to Valhalla, or you can spend your days in jail, living with gangbangers and rapists.

## *Dress to Impress*

*Disguise is a good idea, the Central Intelligence Agency doesn't do it for nothing.* Dress as different from your own everyday description as possible. If you are sighted, filmed or watched there will be a description of you. It will be something along the lines of white, male, blonde hair, blue eyes, 6'4", muscular, visible tattoos, mid twenties, scars, sunglasses, white ballcap, white shirt and what you were seen doing as well as where you were.

Things you can easily change are hair color and length with wigs, the color of your skin with makeup, the cloths you wear, and what neighborhood you're in.



Other things you can change with slightly less ease is your height with heeled boots, the color of your eyes with colored contacts, scars and tattoos with makeup and even your nose shape like South Korean women do. I want you to write down your description right now, and if you want to prank, change everything with your disguise. You can even dress as a woman to throw off the enemy, but that is harder to pull off if you look like a very muscular man, but then again transvestites very much exist within this world of clownish horrors.


You should also be able to completely change your outfit and disguise within 30 seconds while walking down the street as long as you have a backpack with different clothes and have practiced the transition. It's typically easier to take things off then put them on, but jackets and hats are very easy to manage. You can also carry a small bag with which to store the larger bag you've just emptied. Don't throw away your stuff, you can use it again. Practice your change of outfit and buy cheap clothes at goodwill. This brings me to my next point within our super surveillance state.

*Smile for the Camera*

*If you can ever help it, avoid any and all cameras because it means you will be filmed and will have a much more accurate depiction of you.* This one will be simple and straightforward, scout ahead for cameras with whatever tools or resources you can find to do so. Make sure to know what they're watching and what kind they are. If you are in a city that is not a basketball American ghetto, assume that you are being filmed from multiple angles at all times. Since everyone has a high definition camera on them at all times that they are glued to, assume that if you do something open to the public, you will be filmed by the public, who are all good little cattle for the state you seek to fight against. Speaking of tiny glowing screens...

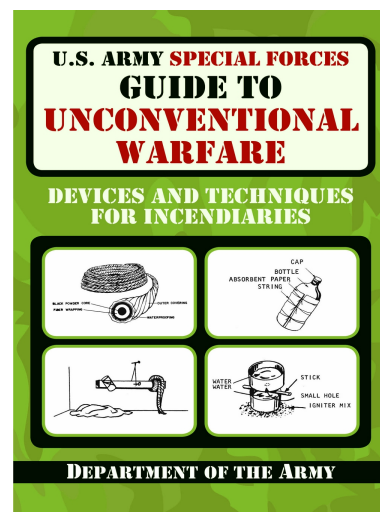


### *We Won't Need Phones Where We're Going*

*Don't bring your personal tracking device with you, you dumb Zoomer.* I'm sorry this has to be said, but if you bring your GPS enabled device which is constantly recording via the NSA, FBI and CIA as well as their globohomo corporate enablers, you will be caught and very quickly. If you aren't caught, you will be later because of it. It constantly records audio, even when it is off, video from any camera when it is on, ambient light, gyroscopic readings, accelerometer readings, global position to within a few feet and the speed you are going. All of that is being recorded to the cloud constantly no matter the things you disable on your cellphone, unless you remove the battery or disconnect those sensors.



Don't post about it anywhere, don't record it unless you have a nonGPS camera with no mic and plan to use it for propaganda purposes, don't dox yourself, retard. Don't look up things about pranks on your phone, people you don't like, phrases of things you want to do to them or any questions about security. Don't text your friends about it, don't talk about it when your phone is in the room unless you have loud music playing, or some such other obtrusive noise. If you already have any social media accounts about your beliefs that could ever be construed by jewish communists in government as white nationalist, or have a reputation about

it, then delete it and never spout your intentions or beliefs publicly because you will be arrested and charged with crimes you may or may have not committed, most likely not because ZOG is mostly incompetent and will pull things out of nowhere to charge you with on the basis of your beliefs, not your actions.





### Amplifying Fear, Amplifying Reaction

A sniper's effectiveness is multiplied tenfold when their enemy thinks they are a greater threat than they actually are. For example, we read earlier in this chapter about the British platoon in Northern Ireland that stopped doing their jobs because of sniper-fear. Most likely, the platoon had no specific information that an IRA sniper team was singling them out. However, because several other soldiers over the course of several months were hit, fear of attack was enough for them to give up on carrying out their duties. The IRA's campaign of sniper-intimidation was aided immensely by a publicity campaign involving road signs showing the silhouette of a sniper and the words *Sniper At Work* painted below. The Sniper at Work signs greeted British soldiers as they went on foot patrol and drove their vehicles in IRA dominated areas in Northern Ireland. These signs (some of which were booby-trapped to prevent their removal) reminded the British they were entering IRA sniper country. In reality, relatively few British soldiers were killed by IRA snipers. However, the British thought the threat was greater and this was enough to put an enormous drag on all their operations like a giant lead anchor, allowing the IRA a much greater freedom of movement than they deserved.

***GOOD LUCK AND GODSPEED!  
HAPPY PRANKING!***

